

Personal Digital Record

Name:

Community Challenge:

Teacher:

- You need to fill in your diary. Ive put some notes in to help you but you need to make the notes in your own words. To help you identify where you need to write... its everything highlighted in RED
- All you need to do is say what kids of activities you did and what your strengths and weaknesses were when doing the task. If you had to change any plans and if so how.
- Then copy and paste it into your handing in file
- From Mrs Ellis xxx

Planning lesson

Planning lesson in class room

We wanted to support a department within the school and identified ways we could support the Performing Arts Community within our school.

Ideas we had were:

- ?
- ?
- ?
- ?

What equipment will you need?

Hour 1

Choose 1 image for your work (Delete others)



Describe what you're doing in the picture

After meeting with the teacher we decided to take responsibility in designing posters and placing them around the school.

Reflect – Strengths Weaknesses Adaptions

- Did you adapt or change your plan? After meeting with teacher?

The teacher agreed with the design and our group proceeded to place them around the school. It was at this time we split into groups of people that wanted to do a certain job. For example, I chose to do the admin side of the practical.



Hour 2



Choose 1 image for your work (Delete others)

Describe what you're doing in the picture

Clearing the Drama studio and making the bed

**Reflect – Strengths Weaknesses
Adaptions**


Hour 3

Choose 1 image for your work (Delete others)


Describe what you're doing in the picture

Clearing the Drama studio

**Reflect – Strengths Weaknesses
Adaptions**



Hour 4 9:55-10:55 / 25/05



Choose 1 image for your work (Delete others)

Describe what you're doing in the picture

I took the picture of them creating the poster.

Reflect – Strengths Weaknesses Adaptions

Hour 5



Choose 1 image for your work (Delete others)

Describe what you're doing in the picture

hanging up the posters around school promoting the play.

Reflect – Strengths Weaknesses Adaptions

Hour 6



Choose 1 image for your work (Delete others)

Describe what you're doing in the picture

Setting the stage

Reflect – Strengths Weaknesses Adaptions

Hour 6

Choose 1 image for your work (Delete others)

Describe what you're doing in the picture

Making the bed.

Reflect – Strengths Weaknesses Adaptions



Hour 7

Choose 1 image for your work (Delete others)

Describe what you're doing in the picture

Clearing past DR teachers store room with caretaker

Reflect – Strengths Weaknesses Adaptions

Hour 8

Choose 1 image for your work (Delete others)

Describe what you're doing in the picture

Tidying Hall Stage

Reflect – Strengths Weaknesses Adaptions

Hour 9

Choose 1 image for your work (Delete others)

Describe what you're doing in the picture

Tidying Hall Stage

Reflect – Strengths Weaknesses Adaptions

Hour 10 12:25-1:25 / 26/06

Choose 1 image for your work (Delete others)

Describe what you're doing in the picture

Moving into New Drama Studio

Reflect – Strengths Weaknesses Adaptions

Reflections