




Fruit and Veg Studies


Drawing with mark making skills

Fruit & Veg Studies



Complete a page of drawings of different fruit and vegetables that you have at home or use images from the internet to inspire you.

Use a range of different Mark Making styles to create interesting images with a range of tones in them. Marks close together create dark areas by overlapping lots of strokes. Mark spread out help to create highlights and lighter areas. Don't be afraid to leave areas completely blank too.





Fruit images to help you



