



Portraiture Project

Exploring using mark making




Project overview

- In this project you will explore mark making and look at how to create a self portrait.
- You will look at artists that use similar techniques, explore their work and analyse it.
- You will explore mark making techniques, practice drawing facial features and develop your own final portrait.
- This work should take you up until the summer holidays so ensure you do a task a week.



Task List – complete in order as they appear

- Mark making task – PowerPoint on Google Classroom and school website
- Van Gogh analysis and comparison sheet and own drawing in his style – PowerPoint on Google Classroom and school website
- David Hockney drawing task – PowerPoint on school website and Google Classroom
- Drawing eyes with mark making – PowerPoint on school website and Google Classroom
- Drawing facial features – PowerPoint on Google Classroom and school website
- Create a mood board of mark making portraits
- Choose one image to analyse in depth using the support sheet in this PowerPoint.
- Draw a self portrait in pencil from a mirror – look carefully at light and dark areas.
- Hockneys Mother portrait task – Worksheet on Google Classroom and school website
- Mark Making Self portrait – PowerPoint/worksheet uploaded to Google Classroom and on school website
- Evaluation – worksheet on Google Classroom and school website.



KS3 Artwork Analysis

In this picture I can see:

Describe the main things you can see. Don't worry if it seems obvious - in fact the more obvious the better.

In the background there is:

In more detail describe exactly what you can see in the background.

In the middle distance I can see:

This is not the setting (background) or the main subject (foreground), but everything else.

In the foreground there are:

What is the main subject in the picture? What is the artist drawing our attention to the most?

The lines/shapes/patterns are:

Smooth, chaotic, rhythmic...

The colours are:

Soft and subtle, tonal, bright and 'in your face', dull and dreary..
Colour is very personal and changes the mood.

The medium has been applied using:

Thick strokes, dramatic, with control, loosely...

The picture makes me feel:

Any personal response is relevant, from sick to ecstatic!

Final opinion:

What is your overall opinion of the piece?