



# YEAR 7 ART

Summer project –Portraiture



**Research one 2D mixed media portrait artist and one 3D card portrait artist.**



Discuss what you like about their work?



Why is their work relevant to what you are doing?



How can looking at their work inspire your work?



What media have they used?



How have they made their portraits look realistic? Or abstract?



Include any other information particular to their work.



Use the analysis help sheets on the next slide to help complete this task.

# *Artist's Research –*

this can be produced  
digitally or by hand and  
photographed

# Analysis help sheets

## GSCE ART Annotation



**REMEMBER!** Check your spellings  
Check your punctuation  
Could you make your work even better? How?

### How to Structure Your Writing

**Introduction** – What is the name of the artist and what is the piece you are looking at called? When was it made?

What do you first think when looking at this piece of work?

**Description** - What types of colours and shapes has the artist used?

How would you describe the lines and textures in the image?

How do you think the piece of work was made? What sort of techniques and media did the artist use.

Is there anything interesting or unusual that you notice about the work?

**Interpretation** – What do you think the meaning of the work is?

Does this piece of work remind you of anything?

If you were the artist, what would you call this piece of work?

**Evaluation** - What do you like the most about the piece of work?

How does the piece relate to your work?

What ideas could you use from this piece in your own work?

Use these words and phrases to help structure your written work and annotation

Firstly, to begin with, secondly, in contrast, on the other hand, however, alternatively, in comparison with, particularly, especially, in particular, most importantly, Equally, identically, likewise, coupled with, together with, similarly, for example, such as, specifically, in particular, including, evidence of this, to illustrate this, to give an example.

### ART ANALYSIS

### HIGHER - HELP SHEET

**tone**

**line**

**shape**

**media**

**space**

**piece**

**colour**

**pencil**

**paint**

**layout**

**oil**

**pastel**

#### Shape, form,

space  
Closed  
Open  
Distorted  
Flat  
Organic  
Deep  
Flat  
Positive  
Negative  
Foreground  
Background  
Composition  
Curvaceous  
Elongated  
Large  
Small  
2D 3D

#### Tone

Bright  
Dark  
Faded  
Smooth  
Harsh  
Contrasting  
Intense  
Sombre  
Grey  
Strong  
Powerful  
Faint  
Light  
Medium  
Dark  
Dramatic  
Large  
Small

#### Pattern and

Texture  
Repeated  
Uniform  
Geometric  
Random  
Symmetrical  
Soft  
Irregular  
Coarse Bold  
Uneven  
Bumpy  
Rough  
Smooth  
Uneven  
Spiky  
Broken  
Furry  
Fine Flat  
Grid

#### Line

Fluent  
Free Rough  
Controlled  
Powerful  
Strong  
Geometric  
Angular  
Light  
Delicate  
Flowing  
Simple  
Thick Thin  
Horizontal  
Broken  
Interrupted  
Rounded  
Overlapping  
Broken  
Faint

#### Colour

Bright Bold  
Primary  
Secondary  
Tertiary  
Radiant  
Dull Vivid  
Contrasting  
Deep  
Monochrome  
Harmonious  
Complementary  
Natural  
Earthy  
Subtle  
Pale  
Cool Warm  
Saturated  
Luminous  
Strong

Basic, simple, solid, loud, quiet, bright, realistic, stylised, observed, busy, vibrant, strange, interesting, balanced, lively, negative, recognisable, abstract, tactile, meaningful, symbolic, depressing, unique, emotive, hidden, textural, dynamic, disturbed, sophisticated, puzzling, optimistic, powerful, intentional, concealed, subtle,

#### Example

I have created this piece using watercolours, coloured pencil and oil pastel. I have learnt how to blend the watercolours to show different tones and use oil pastels to show the darkest tones and add texture. The piece shows strong shapes and vivid colours. I have added coloured pencils to show some areas in more detail and focus. The artist Georgia O'Keeffe has inspired my piece. In her work she uses bright, bold colours to show close up views of flowers with a range of dark to light tones. I aim to now further develop my piece by using other materials. I could do this by experimenting with block prints on watercolour back grounds or possibly try painting onto fabric to then stitch into to show more detail.

**REMEMBER to check your.  
Spellings, Grammar and  
Punctuation**

#### Sentence Starter Help



Try thinking of your own too

- In this piece I have ...
- The materials I have used are...
- The technique I have used is...
- Through working in this way I have learnt how to...
- I have shown... in the style of...
- This piece could develop further by including...
- The artist... has influenced my designs because...
- To develop this piece further I could...
- I think using... worked really well because...
- I am particularly pleased with... and I now aim to....

Resource author


# Produce 4 Self Portraits A5-4 size

- Using unusual media – string, food colouring, fabrics, newspaper, collage, grass, etc.
- Use your imagination to the full.
- Produce one portrait every week until you have four completed.



# Cardboard Portraiture

- You will learn about the work of other artists and how they manipulate media.
- By completing this task you will increase your low relief and 3D skills.
- Your understanding of shape and form will develop by looking closely at yourselves and trying to produce a likeness.
- You will begin to appreciate contrast by creating light and dark areas within your portrait.





Inspiration from other artists



Year 7 Cardboard Portraits –  
look at the layers that have  
been created here.

- You need to start with a circular piece of card as your base approx. A4 squared. Then you need the head/face layer, neck, jumper/top, hair, eyes, nose, mouth, eyebrows, facial features – cheeks, glasses (?). Look how different types of card have used effectively. If you can't glue your work down. Perhaps you could carefully put it together and then photograph your work. This work should take 2 weeks to complete.